

TRAIN THE TRAINER MODULE: REDESIGN YOUR TEACHING WITH OPEN EDUCATIONAL RESOURCES

Lieke Rensink
Michel Jansen



SURF is an ICT cooperative for education and research

At the SURF cooperative, education and research work together to make full use of the opportunities offered by digitalisation,

with the aim:

making education and research better and more flexible.



Lieke Rensink

Lieke.rensink@surf.nl



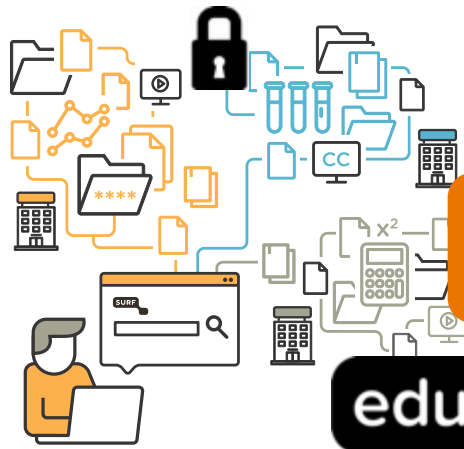
Michel Jansen

Michel.jansen@surf.nl

‘My ambition is that by 2025 all teachers at Dutch higher education institutions make their teaching material openly available (Open Access Higher Education) and that we thus fulfill a pioneering role in the world.’

JET BUSSEMAKER,
MINISTER OF EDUCATION 2015

SURF



Infrastructure

edu sources

[www.surf.nl/en/
open-educational-resources-roadmaps](http://www.surf.nl/en/open-educational-resources-roadmaps)

SURF ICT facilities Education and ICT Research & ICT About SURF

Driving innovation together

Open Educational Resources Roadmaps

Learning materials accessible to everyone. That is our ambition. SURF wants to work with educational institutions to stimulate the sharing and reuse of OER. Be inspired by instructors who experiment with the use of OER and share their experiences.

Introduction to OER

Introduction to OER you find everything about sharing, creating and developing or reusing OER. The module is especially designed for instructors, course designers and teacher communities to get to work themselves.

OER Policy Roadmap

The *OER Policy Roadmap* (in Dutch) helps you formulate a policy for the sharing and reuse of OER within and outside your institution.

Quality Assurance for OER Roadmap

Do you collaborate on building up a collection of open learning materials? Then make sure that the learning materials are of good quality and that they meet the right criteria. Use the *Quality Assurance for OER Roadmap* when drawing up, implementing and maintaining the quality of OER.

Support


Professionalisation

Stappenplan Beleid voor openleermaterialen

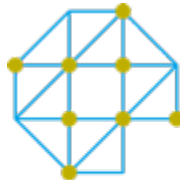
Het ontwikkelen, delen en hergebruiken van open leermaterialen kan een belangrijke stap zijn om de kwaliteit en efficiëntie van het hoger onderwijs te verbeteren. Via beleid kun je bewustwording creëren en formaliseren. Lees hier stap voor stap hoe dat kan.

Stappenplan 1. Inleiding 2. Visie 3. Doelstellingen 4. Activiteiten 5. Organisatie Meer

[Download het stappenplan](#)



Policy & Vision



Acceleration plan
Educational innovation
with ICT

digital educational resources



Barriers

- **Lack of time teachers**
- **Lack of time support staff**
- **Awareness**
- **Complex to re-use**
- **Copyright**
- **Lack of policy**
- **Insufficient technical knowledge**
- **Teacher is autonomous (and stubborn)**
- **Hesitation to share**
- **Complex to share**
- **...**

Goal lecturers: inspiration & design their course

Preparation

(Online) meeting

Follow up

- **Introduction-**
Module OER

Introduction to open educational resources

Developing learning materials is time-consuming and expensive. There are many benefits to be gained if you work together. By using other people's learning materials, you can enhance your own teaching. This Introduction to open educational resources (OER) explains what OER's are, how you can use them , and how you can structure your own materials.

[Introduction](#)[What?](#)[Why](#)[Re-use](#)[Developing](#)[Collaborating](#)

For whom is the introduction written?

The target group of the Introduction to open educational resources is lecturers and teams of lecturers who:

- are interested in sharing and reusing open educational resources
- wish to explore the potential of open educational resources for the purpose of (re)designing education.

In addition, the introduction is interesting for people who help lecturers in developing education, such as educationalists, AV and media experts, copyright

Goal lecturers: inspiration & design their course

Preparation

- Introduction-
Module OER
- Collect course information
- Search Educational Resource

(Online) meeting

- Quiz and basics OER
- Break out groups

Follow up

- Exchange progress
- Check if there is a need for more support

Goal lecturers: inspiration & design their course

Preparation

(Online) meeting

Follow up

Goal support staff: better support

- Introduction-Module OER
- Search OPEN Educational Resource

- Quiz and basics OER
- Break out groups
- Discussions about policy & support

- Exchange progress
- Check is there is a need for more support

Roadmap for the development of the workshop 'Redesign your teaching using open educational resources'

Would you like to speed up the adoption of open educational resources (OER) within your institution? Do you want to help lecturers start with OER? Using this roadmap, you will set up an online workshop which will be your platform to inspire lecturers. The workshop is also for the support specialists: what can they do to lower barriers?



Step-by-step guide

1. Target (group)

2. Design

3. Recruit

4. Preparatory assignments

5. Sessions

More ▾

Make a flying start with open educational resources

Using this roadmap, you will develop an online workshop as a platform where lecturers can get some hands-on experience with OER. The primary goal of the workshop is to enable lecturers to discover that there are plenty of accessible educational resources in the world. We also want to show participants that it makes a lot of sense and is easy to share your own educational resources openly. And we really want to allow lecturers to make a start on redesigning courses using OER.

Steps in this roadmap

Roadmap for the development of the workshop 'Redesign your teaching using open educational resources'

Would you like to speed up the adoption of open educational resources (OER) within your institution? Do you want to help lecturers start with OER? Using this roadmap, you will set up an online workshop which will be your platform to inspire lecturers. The workshop is also for the support specialists: what can they do to lower barriers?



[Step-by-step guide](#)

[1. Target \(group\)](#)

[2. Design](#)

[3. Recruit](#)

[4. Preparatory assignments](#)

[5. Sessions](#)

[More ▾](#)

Step 7. Organise a face-to-face workshop

Instead of holding online sessions, you could alternatively organise a face-to-face workshop. The advantage of this is that you would have more time together and can therefore take a deeper dive. The before and after process is essentially the same, but the session itself would then be a whole day face-to-face.

FRUZ
HS

michel j... (Cohost, me)

michel jansen (Host)

lieke rensink

Bolinda Hoeksema

DRIESTAR
hogeschool
8 jaar

Berta Keuken

Saxion Bibliotheek
10 jaar

Inge Schreurs

AVANS Hogeschool
33 jaar

Marlette Visser

RUG
6 jaar

Frederiek van Rij

UNIVERSITEIT
Maastricht
189
193
maar eigenlijk
jaar 70

G.Lutgens

HOGESCHOOL ROTTERDAM
29 jr

Hans Reitzema

Saxion
± 6 jaar

Heleen Hesselink Saxl...

ITALIC
SAXION
125 JAR

Marco Farfan

MT

Marlijn Tummers

Marlijn Post

Pieter
HvA
Onderwijs: 7 jr

Pieter de Wit

Richard de Jong

Hogeschool Utrecht
25 JAAR!

100 JAAR
34 jaar

MR

R

Experiences and advice

- Work together
- Don't sell it as an OER workshop
- Make it as easy as possible for teachers
- 2 Target groups
- COP – trainers
- Take care, have fun en copy!

Share your Experiences and advice

- Chat
- Conference website

[connect.oeglobal.org/t/train-the-trainer-
module-redesign-your-course-with-open-
educational-resources/552](https://connect.oeglobal.org/t/train-the-trainer-module-redesign-your-course-with-open-educational-resources/552)

Open Educational Resources Roadmaps

Making learning materials accessible to everyone. That is our ambition. SURF wants to join forces with educational institutions to stimulate the sharing and reuse of OER. Be inspired by instructors who experiment with the use of OER and share their experiences.



Introduction to OER

In the [introduction to OER](#) you will find everything about sharing, reusing and developing or collecting OER. The module is specially designed for instructors, supporters and teacher communities to get to work themselves.



OER Policy Roadmap

The [OER Policy Roadmap](#) (in Dutch) helps you formulate a policy for the sharing and reuse of OER within and outside your institution.





Quality Assurance for OER Roadmap

Do you collaborate on building up a collection of open learning materials? Then make sure that the learning materials are of good quality and that they meet the right criteria. Use the [Quality Assurance for OER Roadmap](#) when drawing up, implementing and maintaining the quality of

CC-BY

Creative Commons **Attribution 4.0 International (CC BY 4.0)**

- Lieke Rensink,  SURF
- Michel Jansen,  SURF

