



New Era of Digital Learning in Taiwan (EL2.0)


Yu-Lun Huang

Associate Dean, Office of Academic Affairs, NYCU, Taiwan

Project Instructor, Taiwan MoE E-Learning Movement Project

Associate Professor, Dept. of Electronics and Electrical Engineering,
NYCU, Taiwan

EL2.0: The Missions

- Mission#1: Digital Literacy
 - Encouragement Policy (regulations/rules..) for Teachers
 - University-level Supporting Team (recording, postediting..)
 - E-learning Culture (workshop, teachers' community..)
 - Mission#2: Curriculum Improvement/Redesign
 - Course/Curriculum Refinement and Promotion
 - Collaborative Teachers
 - Learning Analytics
 - OER/OTB
 - Novel Educational Tools
 - Mission#3: International Sharing and Global Learning
- 

EL2.0 Project Architecture (2022-2025)

1

Hub

The central coordinating university that supports the collaborative model and alliances (partners).

2

Partners (3-5)

The universities and institutions that form an alliance to realize, support, and sustain the e-learning initiatives.

3

Collaborative Teachers

The lecturers are using the content and courses developed through collaborative efforts, which aim to impact more students and drive quality and internationalization of digital learning.



Out of 151 Higher Education Institutions...

- 36 universities joined the project: 7 alliances
 - Alliance for International Oriented Open Online Instructors (TMU)
 - Alliance for Empowering Smart Future (TKU)
 - Alliance for Medical, Agriculture, Art and Engineering (NCKU)
 - Alliance for Digital Empowerment and Lifelong Learning (CYCU)
 - Alliance for Food, Health and Happiness (NIU)
 - UST Future Learning Alliance (NTHU)
 - Alliance for Taiwan Advanced Digital Learning (YunTech)
- Collaborative teachers from additional 33 organizations
 - 28 universities
 - 5 hospitals
 - 3 overseas universities

Revision of Regulations/Rules (2024-25)

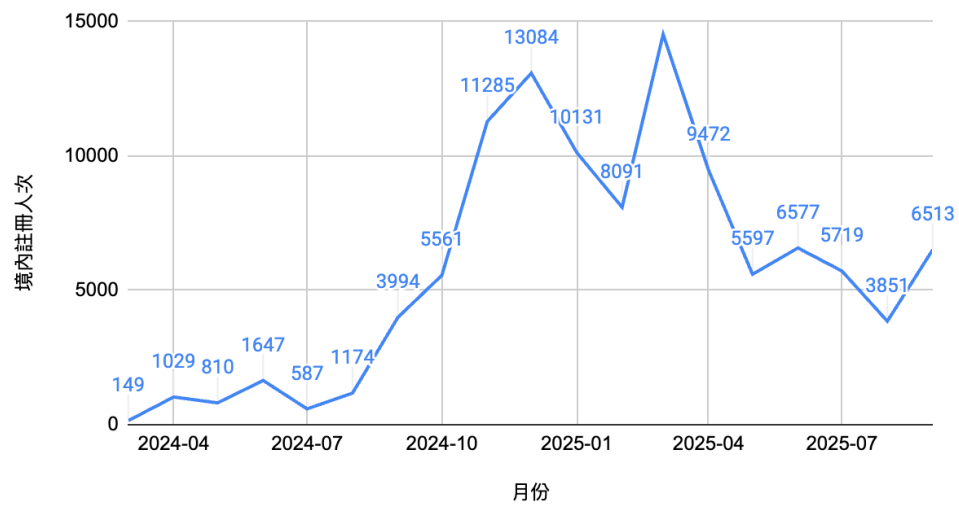
Alliance	Scale (#univ.)	#univ adopting new regulations	#univ revising existing regulations	#regulations updated
A	5	1	4	8
B	5	3	0	8
C	5	3	2	13
D	6	3	0	7
E	6	1	0	2

Numbers tell the story..

- 27 universities: 11 public and 16 private
- 11 public universities: 3 have established or revised regulations
- 16 private universities: 8 have done so
- Public universities tend to move more slowly due to regulatory and administrative constraints, whereas private universities demonstrate greater flexibility and execution capability.

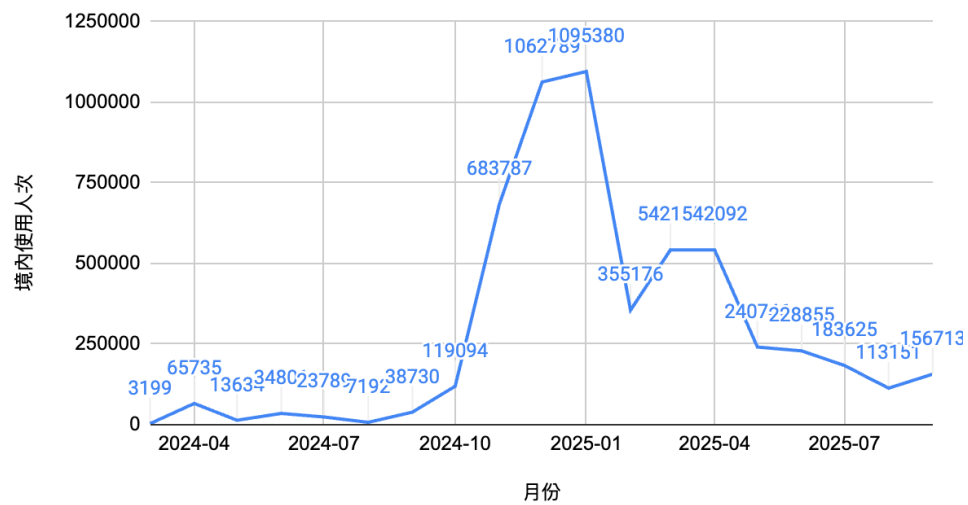
MOOCs for Learners from Taiwan

縱軸：境內註冊人次，橫軸：月份

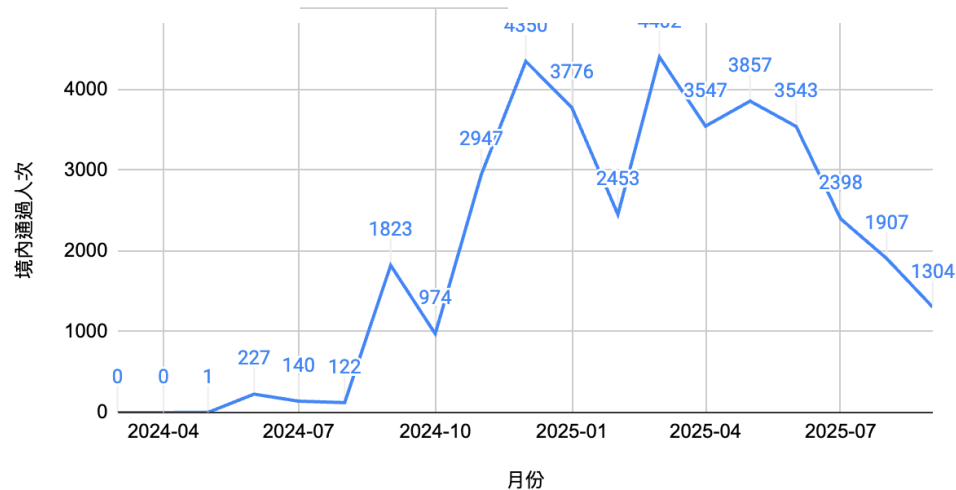


Enrollments

縱軸：境內使用人次，橫軸：月份



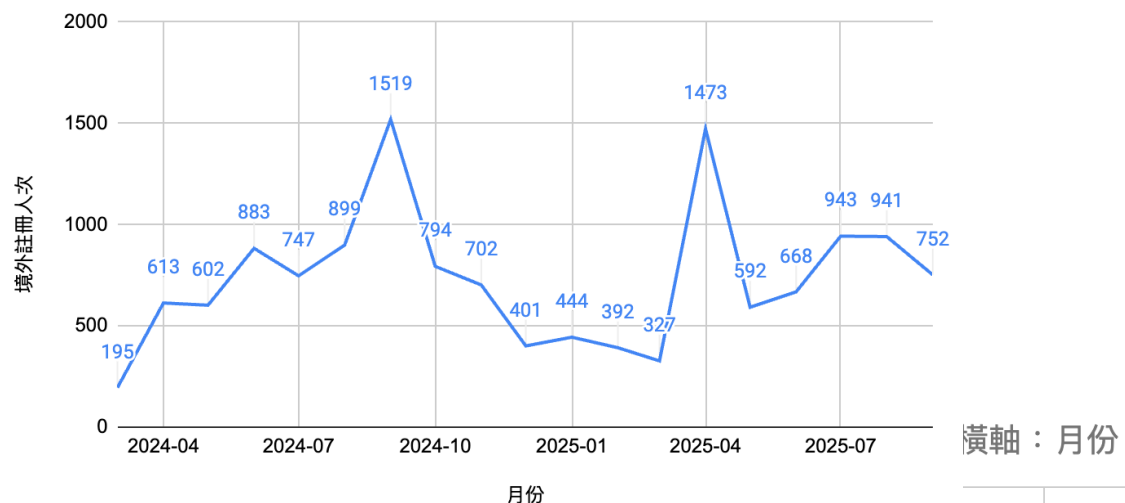
Active Users



Completions
(15% ~ 25%)

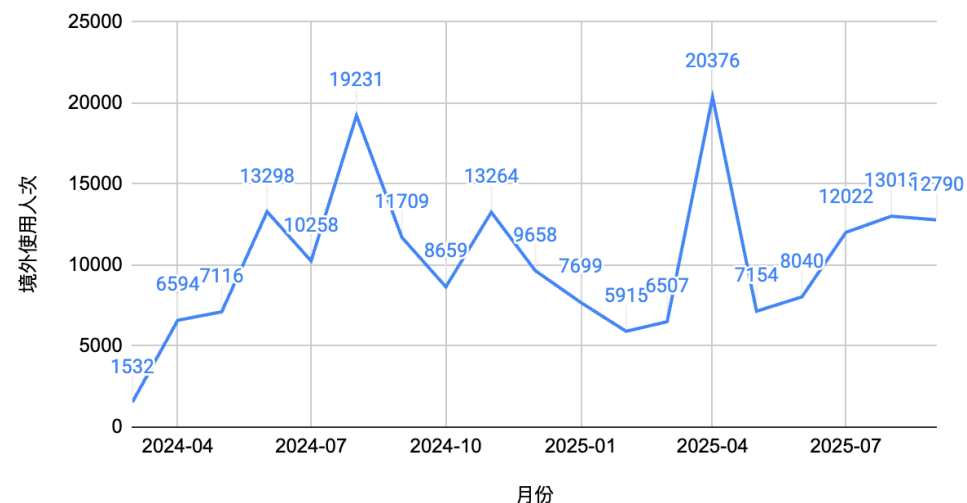
MOOCs for Learners from New Southbound Countries

縱軸：境外註冊人次，橫軸：月份

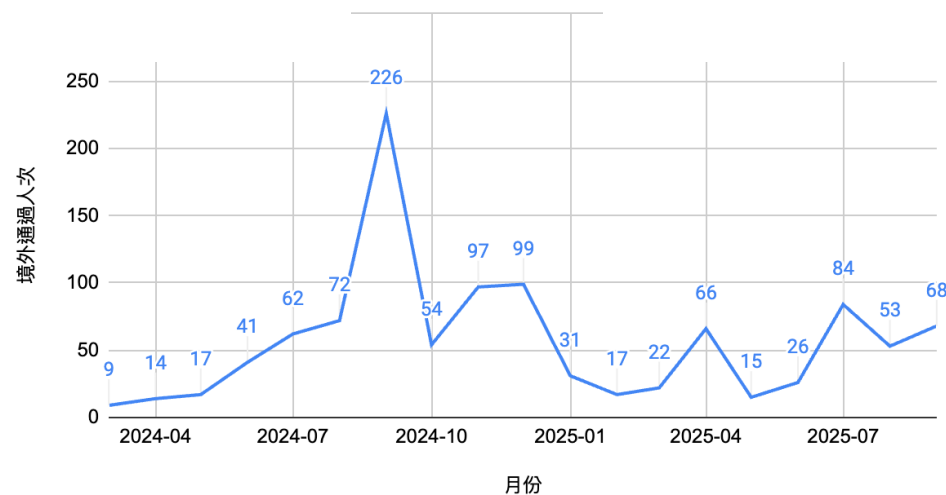


Enrollments

縱軸：境外使用人次，橫軸：月份



Active Users



Completions
(5% ~ 10%)

Conclusion

- Collaborative Teachers from 28 domestic universities, 3 overseas universities, and 5 hospitals (36/151 → 64/151 42%)

24% → 42%

- Comprehensive and strategic effort to
 - continuous improvement in teaching and learning methodologies,
 - integrate technology with education, and
 - fostering national collaboration



THANK YOU